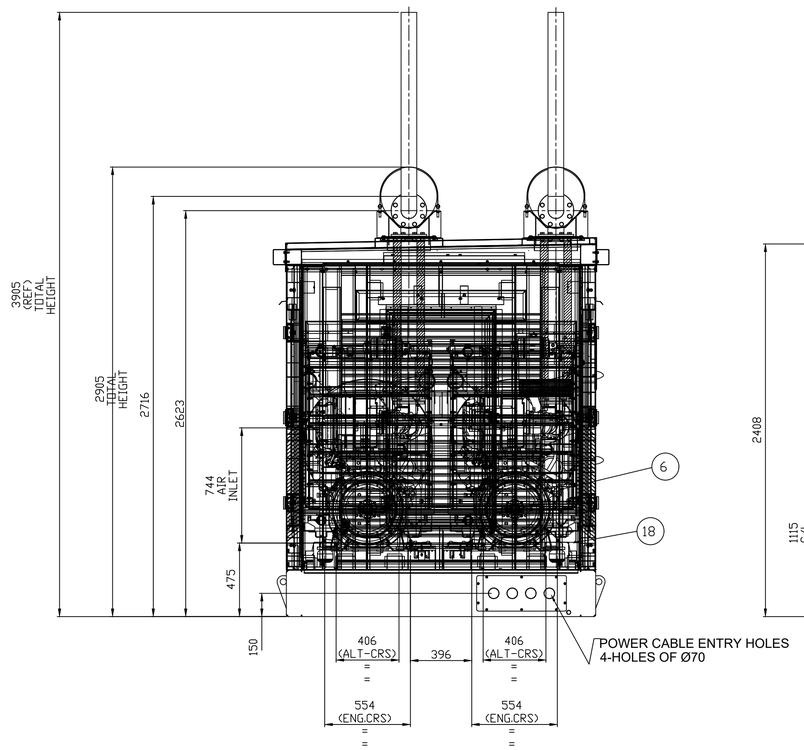

VIEW FROM ALTERNATOR SIDE

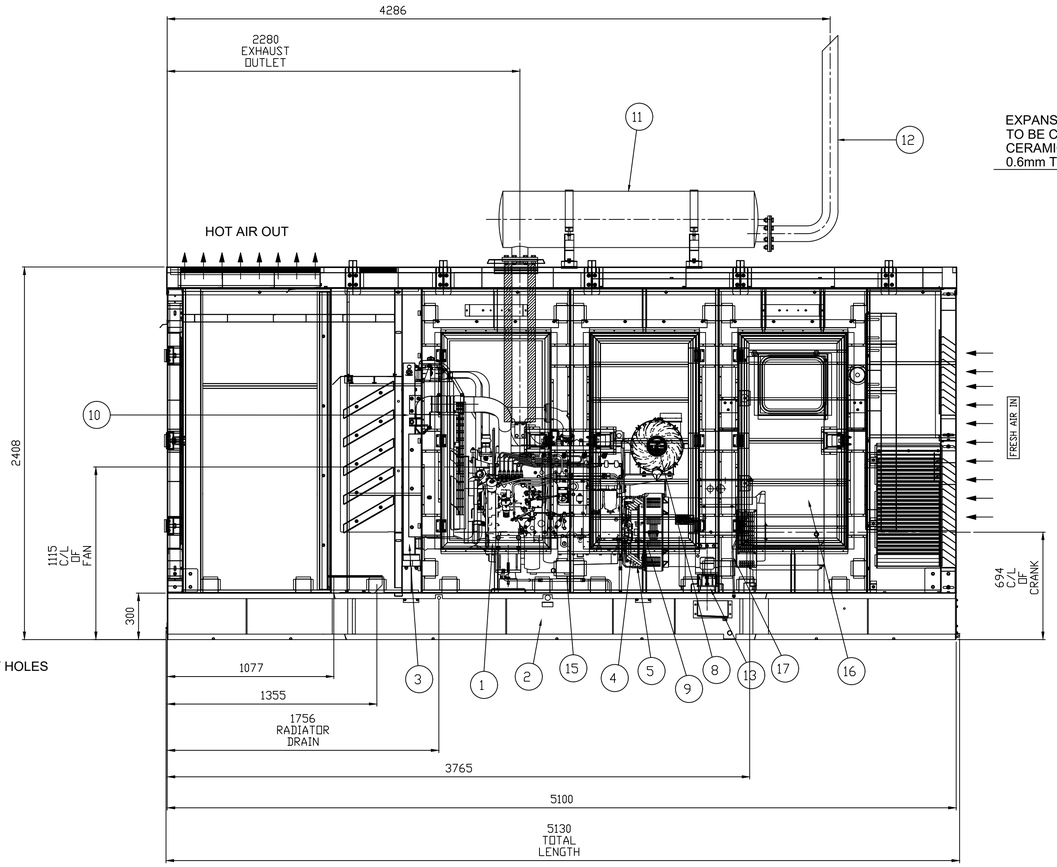

FRONT VIEW

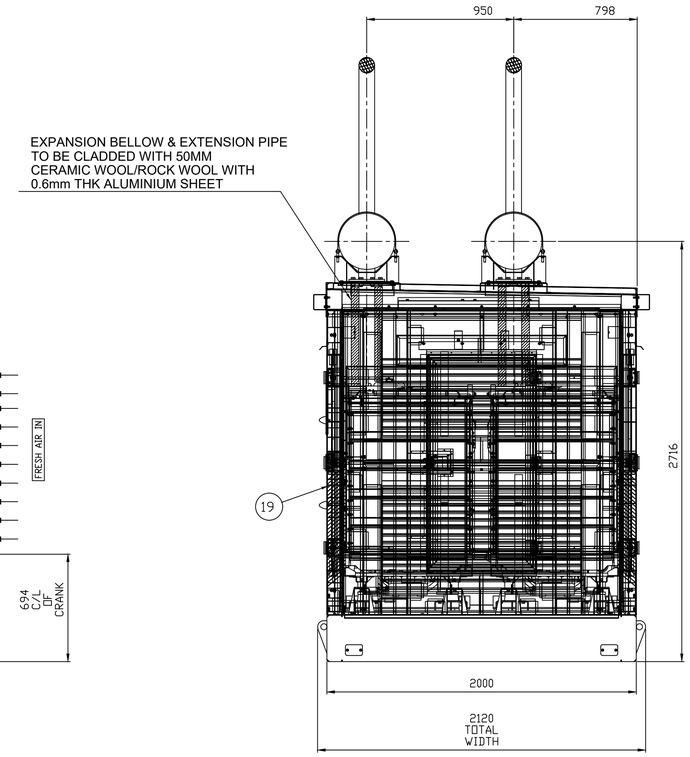

VIEW FROM GEAR END SIDE

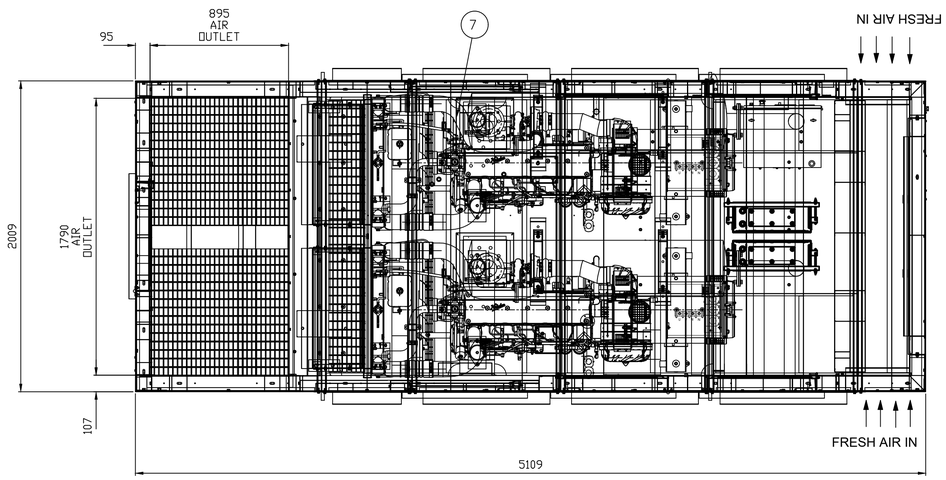

TOP VIEW

SR.No.	DESCRIPTION
19	CANOPY ASSEMBLY
18	BATTERY & BATTERY CABLE
17	EARTHING CABLE
16	CONTROL PANEL & STAND
15	FUEL PIPING
14	BREATHER HOSE
13	AVM ASSEMBLY
12	TAIL PIPE
11	EXHAUST SYSTEM
10	COOLING SYSTEM
9	ALTERNATOR COUPLING
8	AIR CLEANER ASSEMBLY
7	CHARGING ALTERNATOR ASSEMBLY
6	STARTER & MTG. ASSEMBLY
5	FLYWHEEL HOUSING ASSEMBLY
4	FLYWHEEL ASSEMBLY
3	FAN & MOUNTING
2	BASE PLATE ASSEMBLY
1	ENGINE ASSEMBLY

NOTES:-

1. OUTER DIMENSION-5130(L)x2120(W)x2905(H)
2. DOOR HINGES - OUTSIDE
3. PAINT- POWDER COATING FOR ALL CANOPY PANELS KOEL IVORY CANOPY TOP,BASE,TANK KOEL GREY POWDER COATING
4. FOR DETAILS OF FOUNDATION LAYOUT AND INSTALLATION PLAN FOR OPEN DOORS

IF IN DOUBT ASK

PRINTS OF PREVIOUS REVISION NO. SHOULD BE SCRAPPED

THIS DRAWING IS PROPERTY OF KIRLOSKAR OIL ENGINES LTD. AND MUST BE RETURNED ON REQUEST.IT IS SUBMITTED AS CONFIDENTIAL INFORMATION WITH OUR ENQUIRY, TENDER, ORDER OR CONTRACT NO. IT IS NOT TO BE ISSUED FOR ANY OTHER PURPOSE OR ORDER NOR MAY BE COPIED OR LENT WITHOUT OUR AUTHORITY IN WRITING.

FORMAT No.R&E/FORM/056/01 (REFER DOP No. R&E 4.4/03)

No.	REVISION	ZONE	MODIFIED BY	REF. No. DATE	No.	REVISION	ZONE	MODIFIED BY	REF. No. DATE

UNLESS OTHERWISE SPECIFIED
- ALL DIMENSIONS ARE IN mm. SURFACE ROUGHNESS AS PER CO. STD.NO.10501.
- UNMENTIONED TOLERANCES AS PER CO.STD.NO.11001/M.
- REMOVE ALL SHARP BURRS AND SHARP EDGES.
- DRAWING NOT TO BE SCALED.

UNMENTIONED

RADII	--
CHAMFER	--
UNDERCUT	--

CAD DRG. FILE:- –

MATERIAL :- AS PER BOM		HEAT TREATMENT :- --	WEIGHT (Kg) :- --
DRN	P.S.G / S.M.P	TITLE	
CHD.	P.A.B	GENSET INSTALLATION LAYOUT FOR 320kVA (2 X 160 KVA)	
APPD.	R.R.C		
DATE	04/05/2023		

KIRLOSKAR OIL ENGINES LTD PUNE 411 003 (INDIA)

LIFECYCLE STATE:- –

CASTING/FORGING DRG. NO. --

TYPE 6H .5422 x 2

SCALE --

SHT. NO –

DRAWING NO. 6H.5454.00.00

REV. NO. 00

SIZE A1